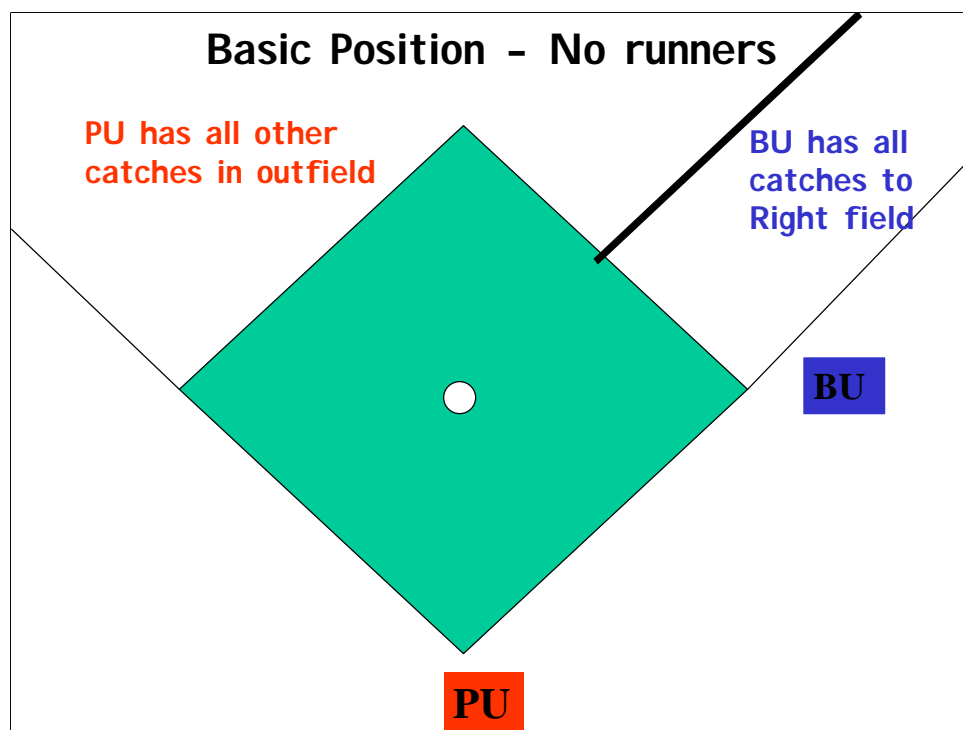


BNSUD

2-Man System

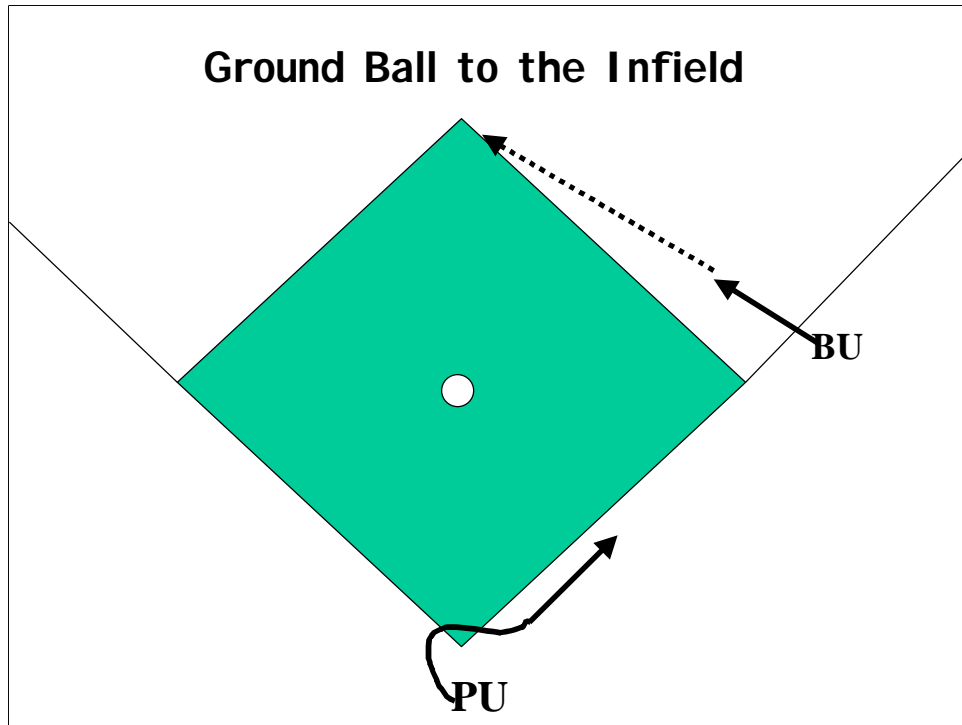


PU:

Set up behind catcher

U1:

Set up 8-10 feet behind 1st baseman, completely in foul territory

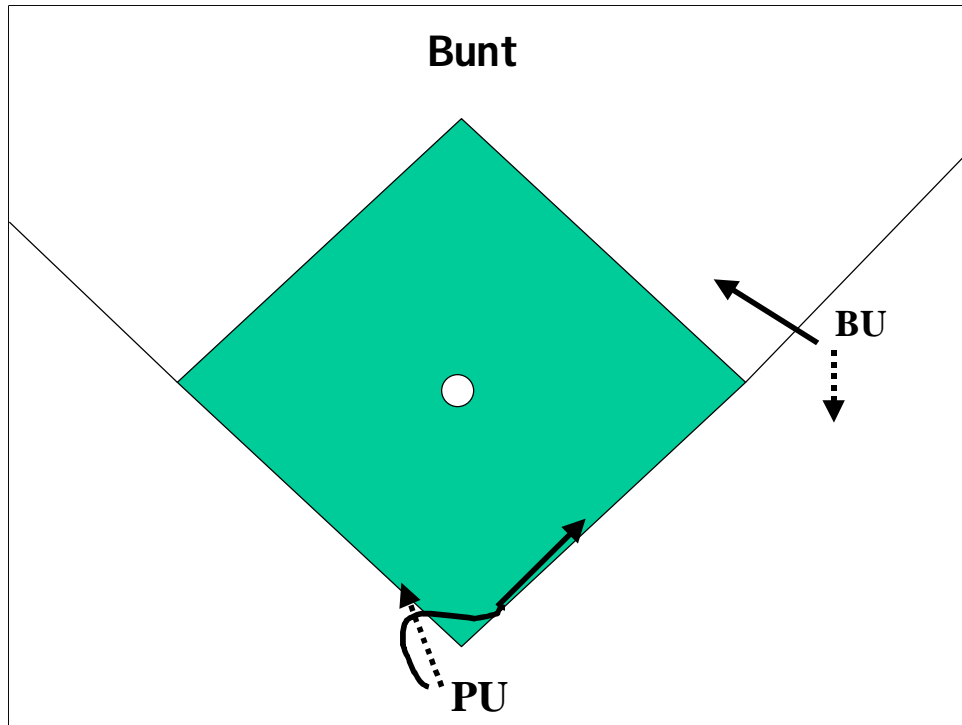


PU:

Exit left - follow the BR down the 1st baseline to a point midway between home and 1st. Help out with a swipe tag and you are responsible for overthrows.

U1:

Head toward the infield, go 2 steps fair, which will get a good angle on the throw and set up approximately 15 feet from the base. If the ball is thrown wild, you will cover any play at 2nd.



PU:

Exit left:

Down 1ST baseline, follow the BR down the 1st baseline. You have fair/foul.

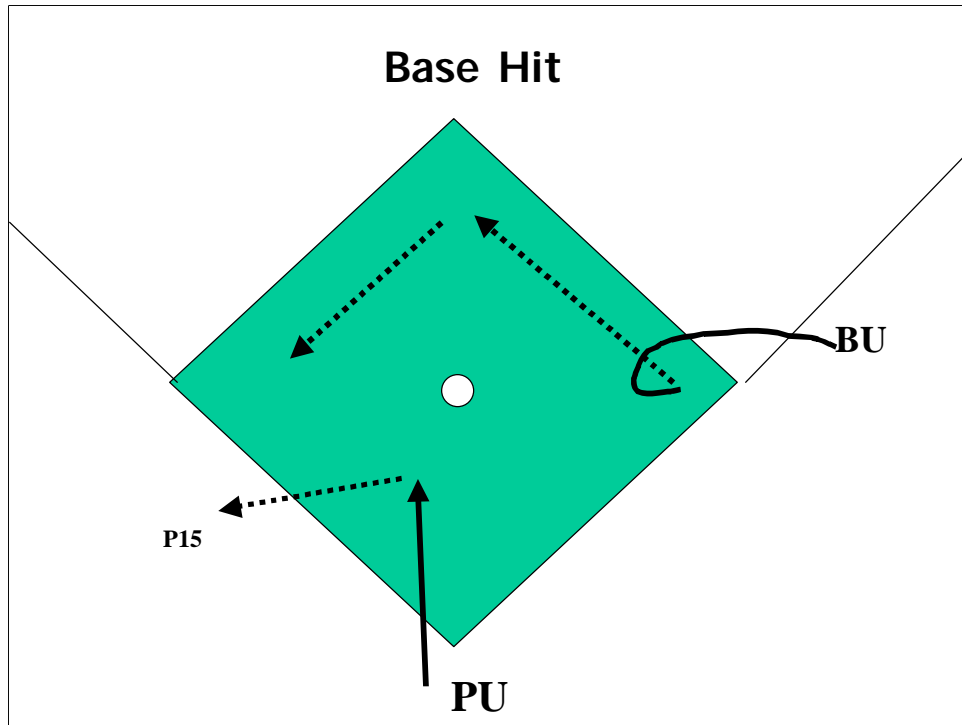
Down 3rd baseline, move to 3rd baseline, you have fair/foul.

U1:

Down 3rd, go 2 steps fair, which will get a good angle on the throw.

Down 1st baseline, GO INTO FOUL territory, to get angle on the throw. DO NOT get too close to the base.

You are responsible to cover 2nd in the case of an overthrow.

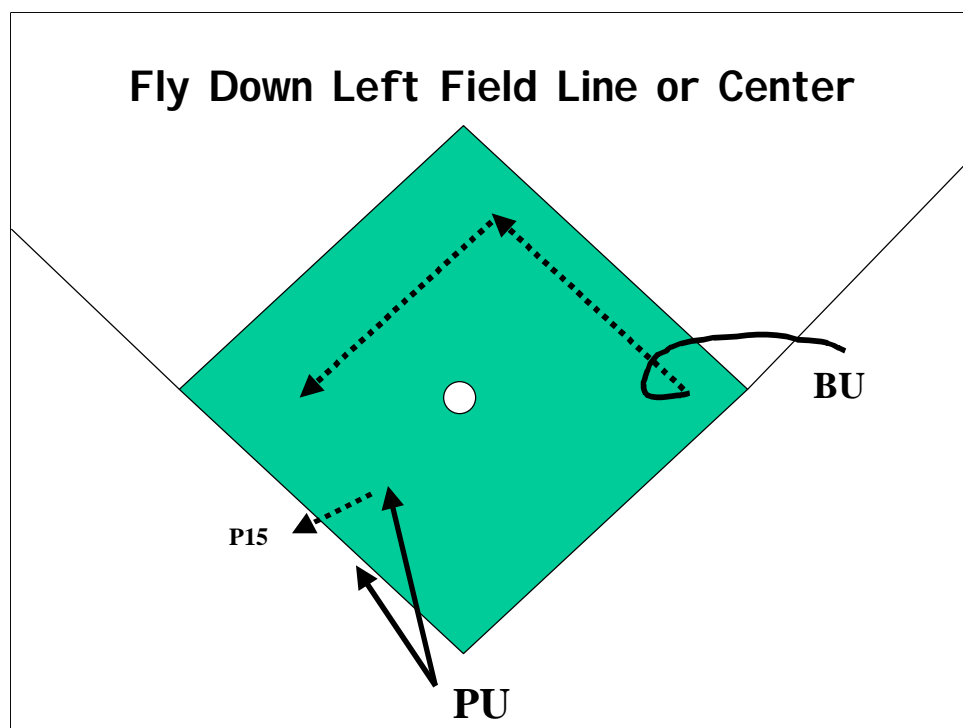


PU:

Exit left - head toward the mound. Oversee the play and be ready to move to first on if a rundown ensues. Once BR has reached 2nd, move to P15.

U1:

Head to infield, pivoting with BR, watching him touch 1st.. You are responsible for any play on the BR at all bases.

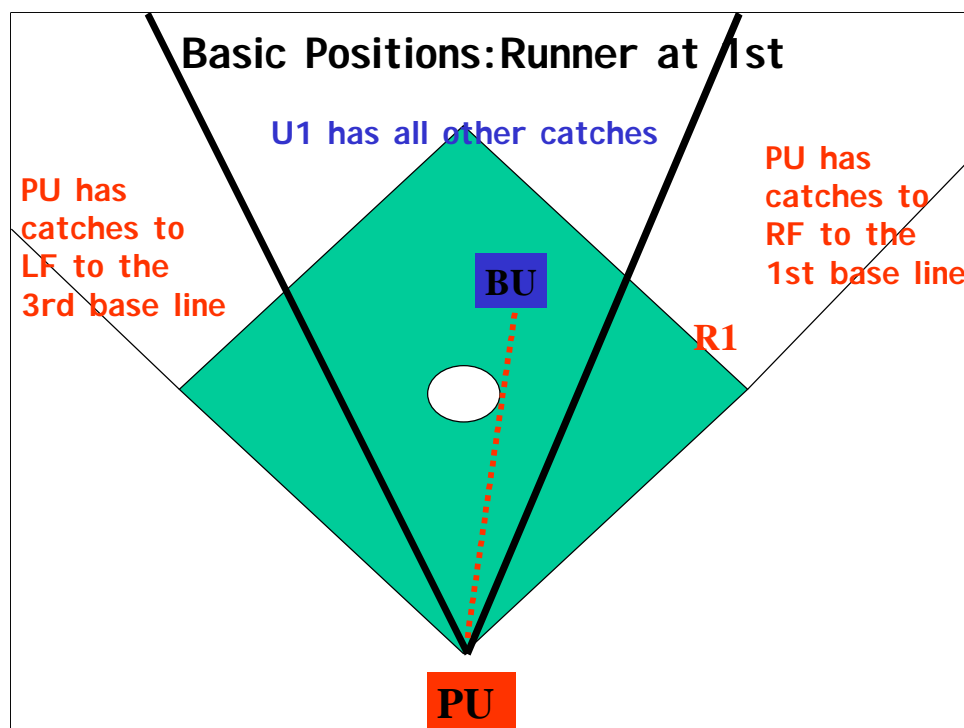


PU:

Exit left. ON Fly ball to the line, straddle the line to make fair/foul call. If not on the line, head into diamond to make catch/no-catch call. If the ball is not caught, you return to P15.

U1:

Head toward the infield and pivot. You are responsible for any play on the BR at all bases if the ball is not caught.



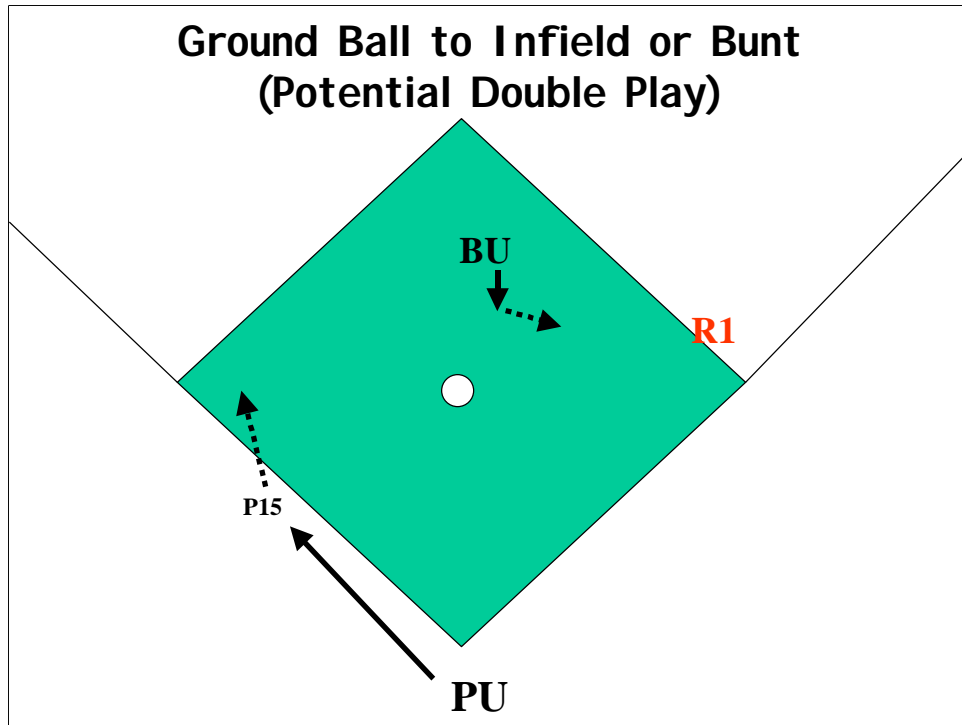
PU:

Set up behind catcher. You have all catches and fair/foul calls on balls between the left and right fielder and the lines.

U1:

Set up behind the pitcher on the 1st base side. You should be position half way between the mound and the line between 1st and 2nd and should be lined up with an imaginary line running from the plate through the outside edge of the pitcher's mound.

You have all catches in the “V”



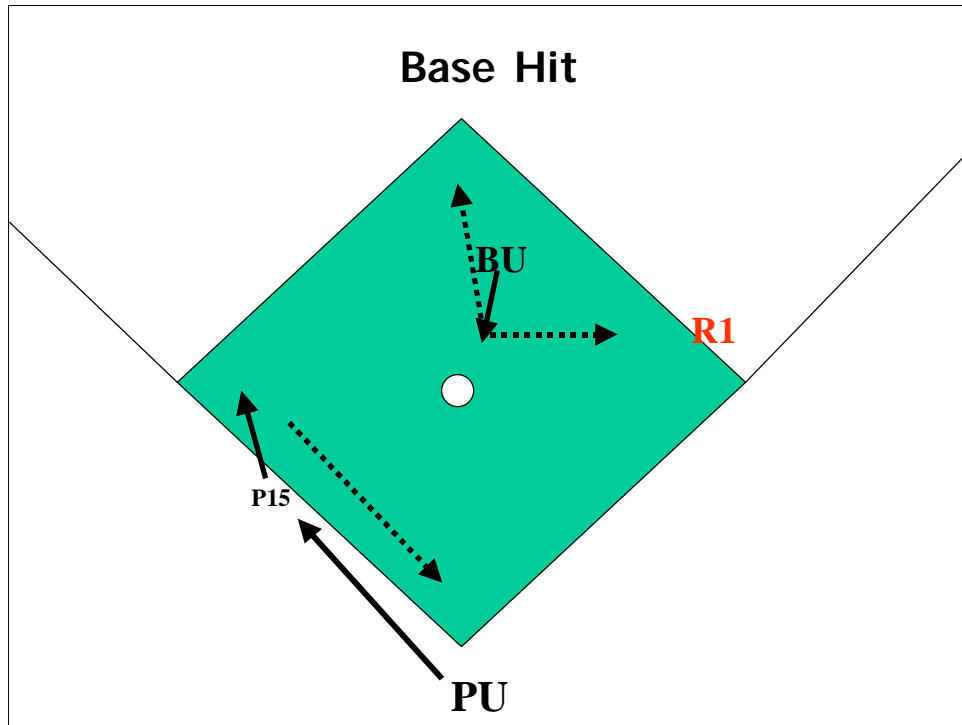
PU:

Exit left - head to P15 and take the play on R1 at 3rd base if necessary

BU:

If a double play is probable, move TOWARD the mound, pivot with the ball and watch the ball into 2nd. As you are calling the play, step toward first, stop, follow the ball out of 2nd and track to 1st base.

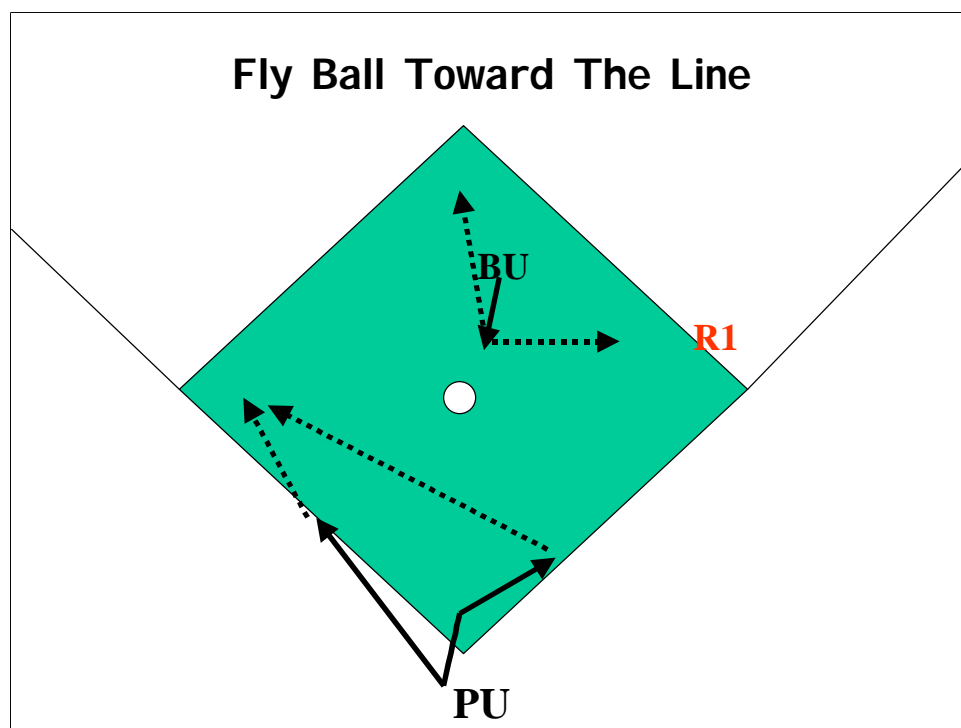
Be aware of the possibility of the ball going directly to first from the SS or 3rd baseman if the ball is bobbled on the initial hit.



PU:

Exit left - head to P15 and take the play on R1 at 3rd base if necessary. On an overthrow, or if this turns into a play that R1 attempts to score, you are responsible to cover the plate.

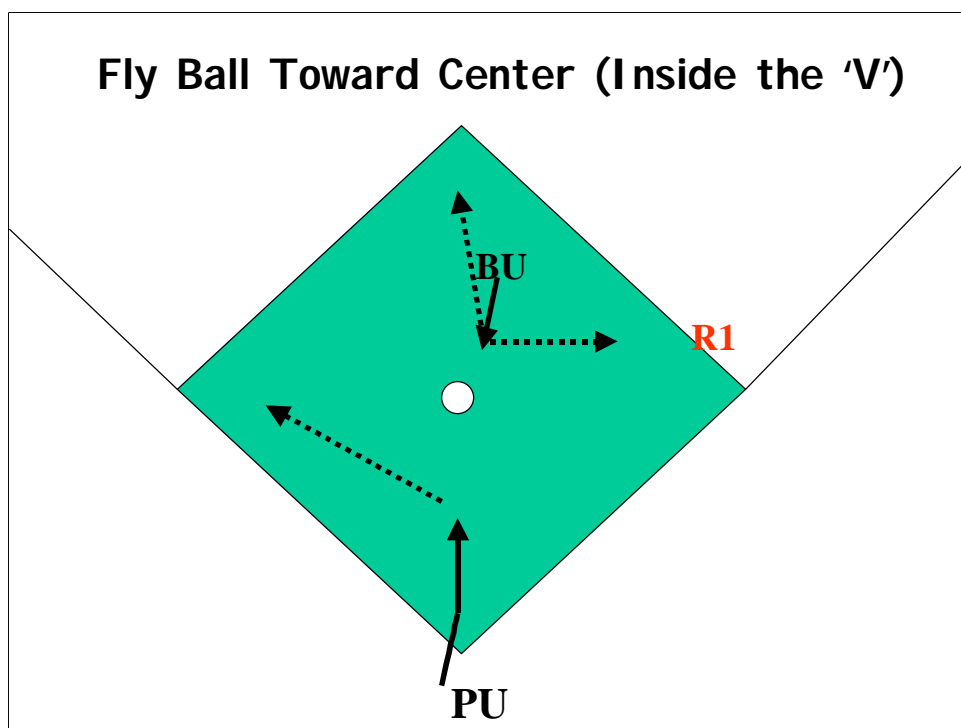
BU: Move TOWARD the mound, watching R1 touch 2nd and BR touch first. Once R1 commits to 3rd, he is PU's responsibility. You are responsible for all plays at 2nd and 3rd.



PU:

Exit left – Move to the line to take fair/foul and the catch/no-catch. If there is a pay at 3rd, it is your responsibility. On an overthrow, you are responsible to cover the plate.

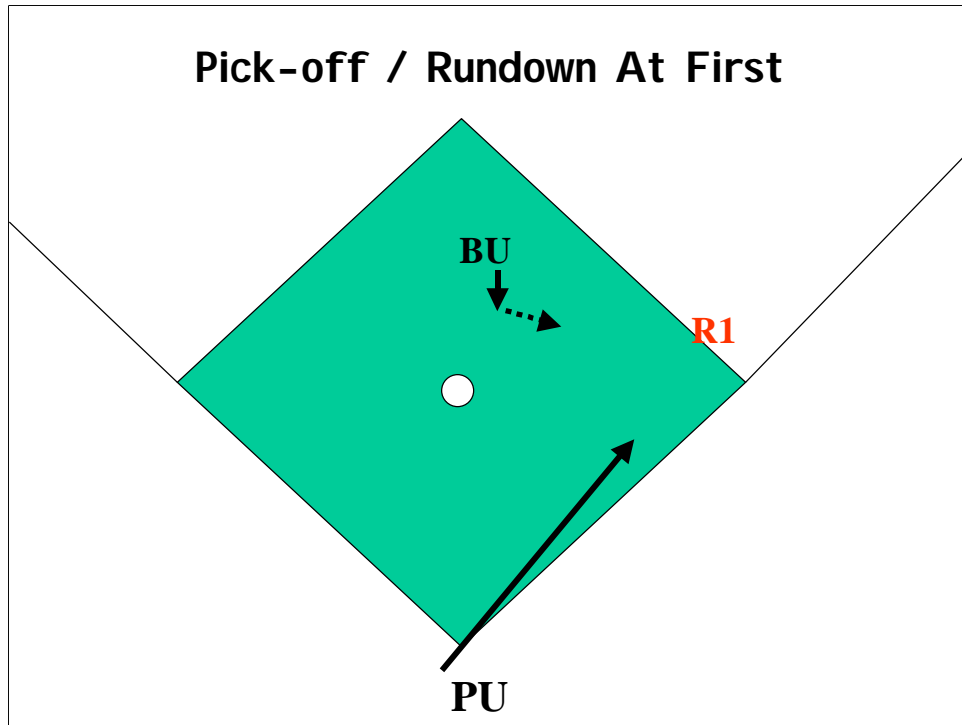
BU: Move TOWARD the mound, watching R1 touch 2nd and BR touch first. If on the very rare chance R1 tags up, you are responsible for the tag. Once R1 commits to 3rd, he is PU's responsibility. You are responsible for all plays at 2nd and 3rd.



PU:

Exit left – Move to the infield, to watch BR touch 1st and/or on **very rare** chance R1 tags up, you are responsible for the tag. If there is a pay at 3rd, it is your responsibility. On an overthrow, you are responsible to cover the plate.

BU: Move TOWARD the mound, turn with the ball. You are responsible for the catch and for watching R1 touch 2nd
 · Once R1 commits to 3rd, he is PU's responsibility. You are responsible for all plays at 2nd and 3rd.



PU:

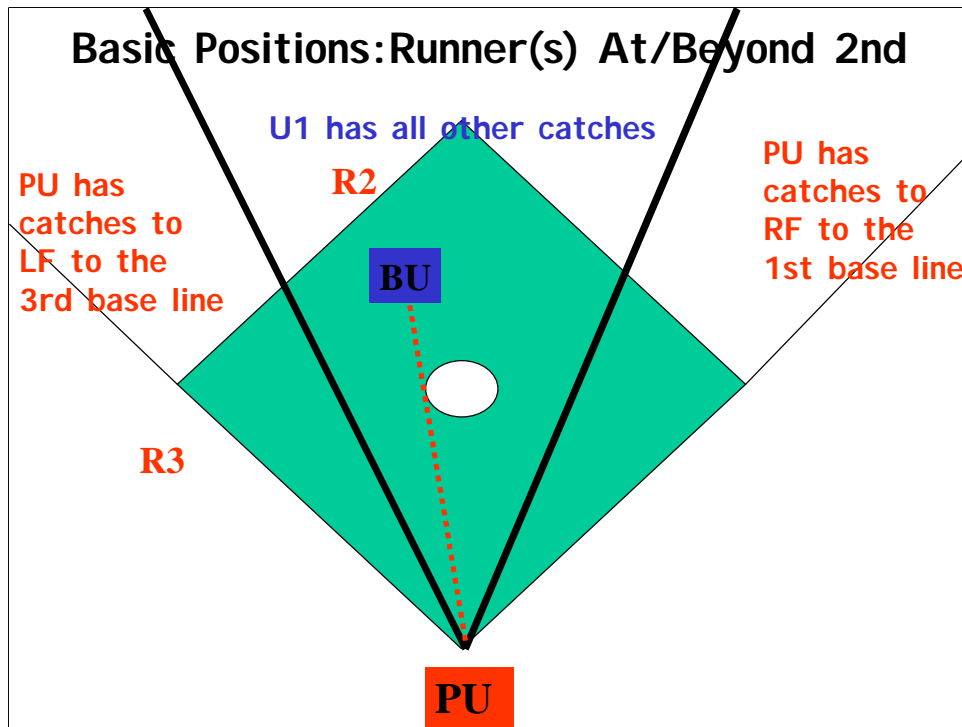
Exit left - head toward 1st in the event a rundown occurs.

BU:

It is key for the BU not to “cheat” toward first with a runner on first. At best, you can only get one step toward the play. This is a fault of the system, so **DO NOT** sacrifice overall positioning for more common plays (ie. Ground balls), for a pick-off.

On a throw over take one step toward the mound and pivot toward the play.

If a rundown occurs, you will take the 2nd base end once the PU has reached first. If R1 goes to 3rd, he is your responsibility.



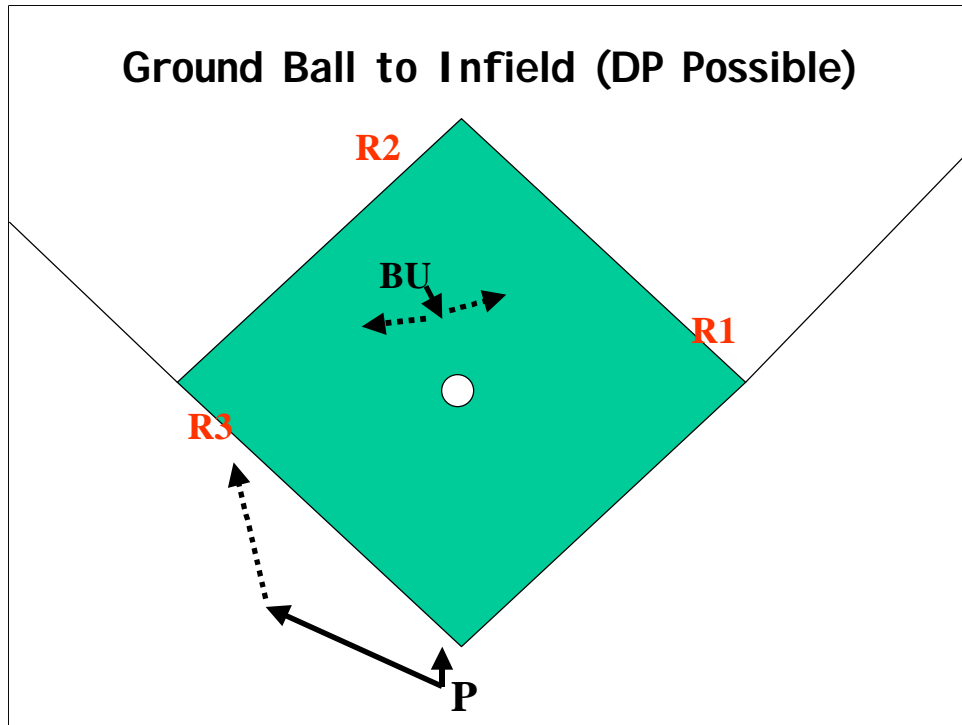
PU:

Set up behind catcher. You have all catches and fair/foul calls on balls between the left and right fielder and the lines.

U1:

Set up behind the pitcher on the 3rd base side. You should be position half way between the mound and the baseline between 2nd and 3rd. baseline and should be lined up with an imaginary line running from the plate through the outside edge of the pitcher's mound.

You have all catches in the "V"



PU:

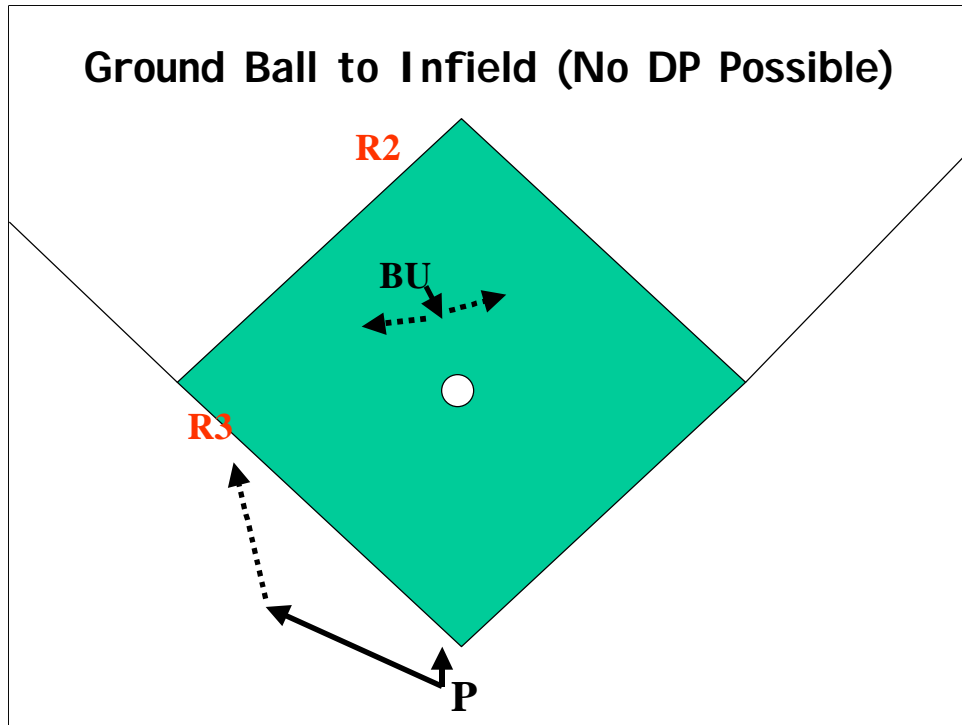
Exit left - If there is a play at home, stay at home. If not, head toward third, halt, watching R3 touch the plate on your way. Take the subsequent play at 3rd if necessary.

BU:

If a double play is probable, move TOWARD the mound, pivot with the ball and watch the ball into 2nd or 3rd. As you are calling the play, follow the ball toward the next base.

Be aware that if PU stays home, you are responsible to cover 3rd on a subsequent play.

Be aware of the possibility of the ball going directly to first from the SS or 3rd baseman if the ball is bobbled on the initial hit.



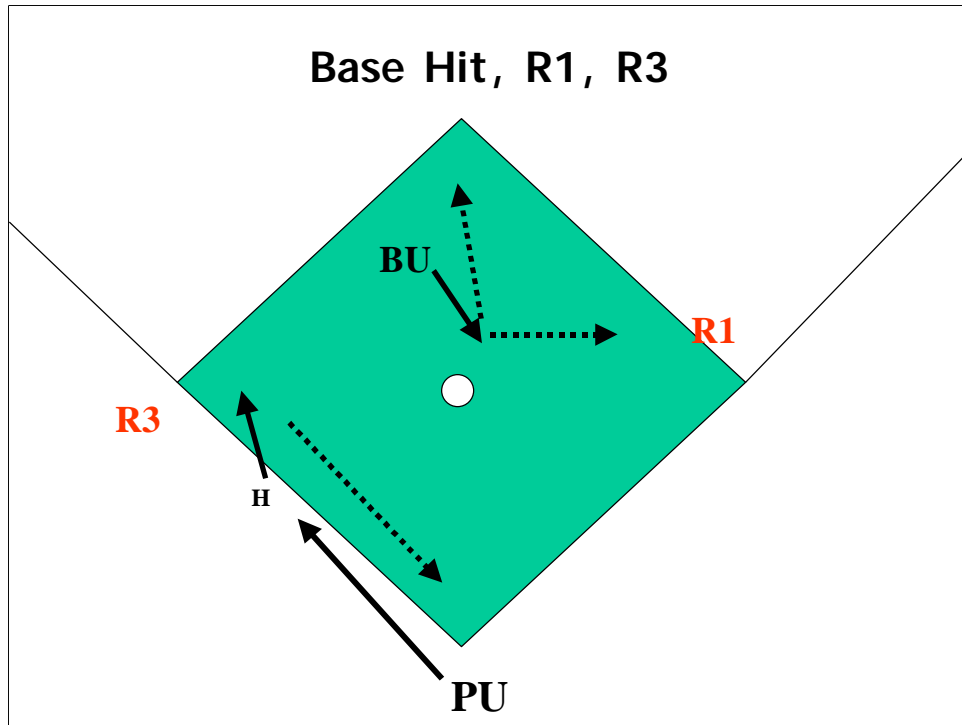
PU:

Exit left - If there is a play at home, stay at home. If not, head toward third, halt, watching R3 touch the plate on your way. Take the subsequent play on at 3rd if necessary.

BU:

If a double play is probable, move TOWARD the mound, pivot with the ball and watch the ball. You have every base on the FIRST play. If PU stays home, you have all bases on subsequent plays. If PU rotates to 3rd, you have 1st and 2nd on subsequent plays.

Be aware of the possibility of the ball going directly to first from the SS or 3rd baseman if the ball is bobbled on the initial hit.

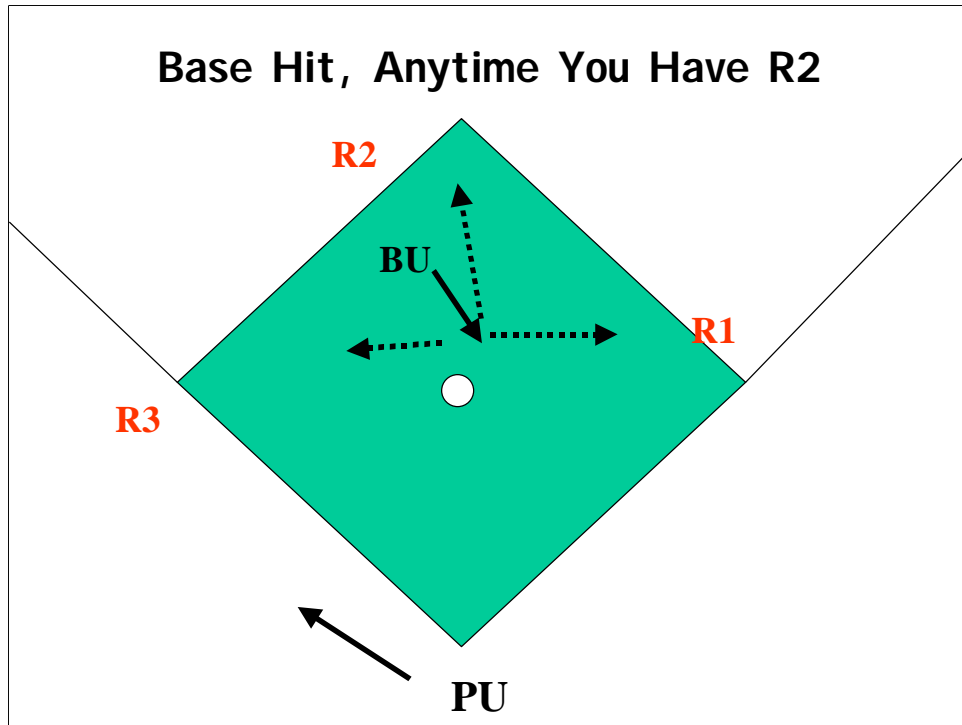


The rotation is EXACTLY THE SAME as with R1 only.

PU:

Exit left - head to P15, HALT and watch R3 touch home. Then move to 3rd, and take the play on R1 at 3rd base if necessary. On an overthrow, or if this turns into a play that R1 attempts to score, you are responsible to cover the plate.

BU: Move TOWARD the mound, watching R1 touch 2nd and BR touch first. Once R1 commits to 3rd, he is PU's responsibility. You are responsible for all plays at 2nd and 3rd.



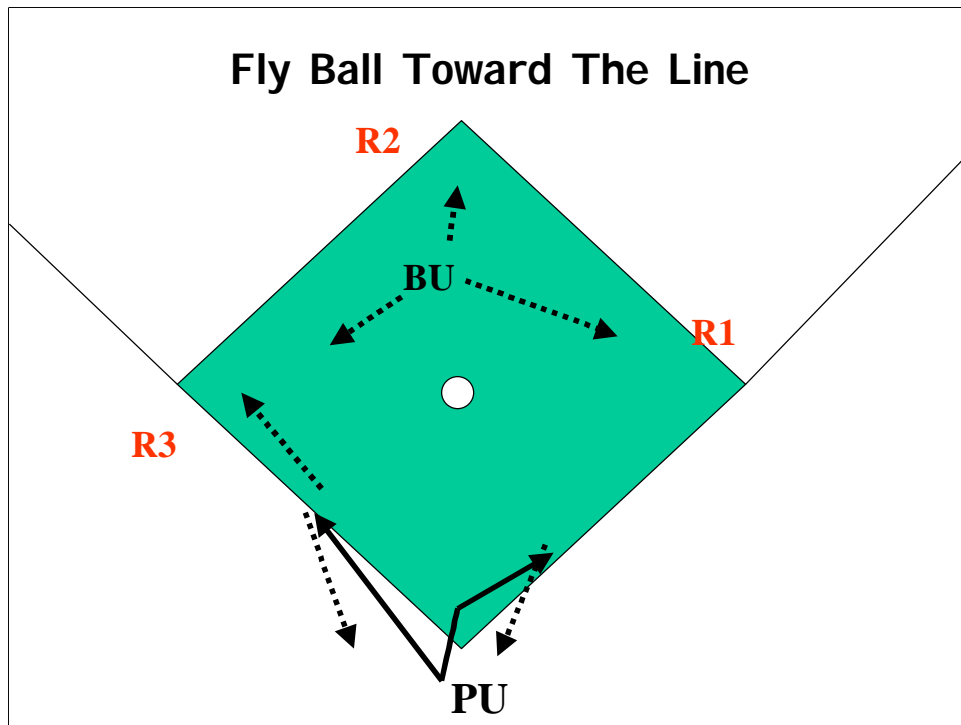
PU:

Exit left - head to P15. Your responsibilities are:

1. Any play at the plate
2. Watching for R2 touch 3rd.
3. If this turns into an extra base hit, once R2 has scored, you pick up the LEAD RUNNER beyond 2nd (which with bases loaded would be R1). If there is only one runner, it is Bu's responsibility.

BU: Move TOWARD the mound. Your responsibilities are:

1. You have all touches of bases at 1st and 2nd.
2. If PU stays home, you are responsible to cover all bases.



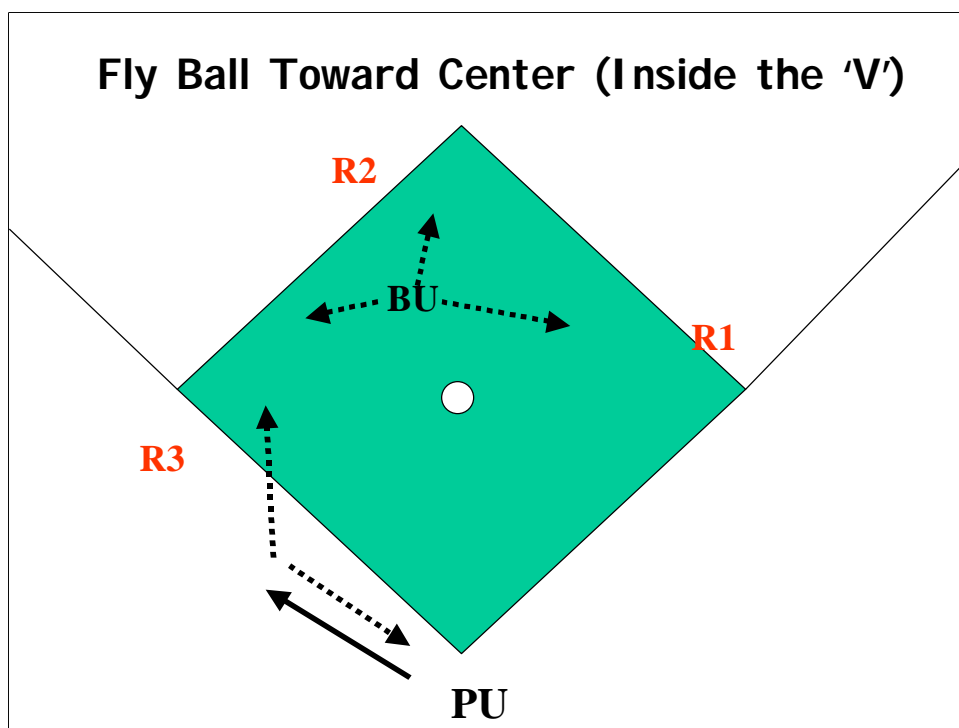
PU:

Exit left – Move to the line to take fair/foul and the catch/no-catch. You are responsible for:

1. With bases loaded, or R1, R3 you have the tag up at 3rd and the play at the plate.
2. With R1, R2, you cover R2 advancing to 3rd on a hit to left field. On a hit to right, BU will follow R2 to 3rd.

BU: Move TOWARD the mound, watching R1 touch 2nd and BR touch first. You need to be ready to cover plays at any base. Your responsibilities are:

1. With bases loaded, or R1, R3, you have the tag and touches at 2nd and touches at first.
2. With R1, R2, you have continue to have all touches/tags at first and 2nd. On a hit to right, you will need to follow R2 to third if he tags and advances.

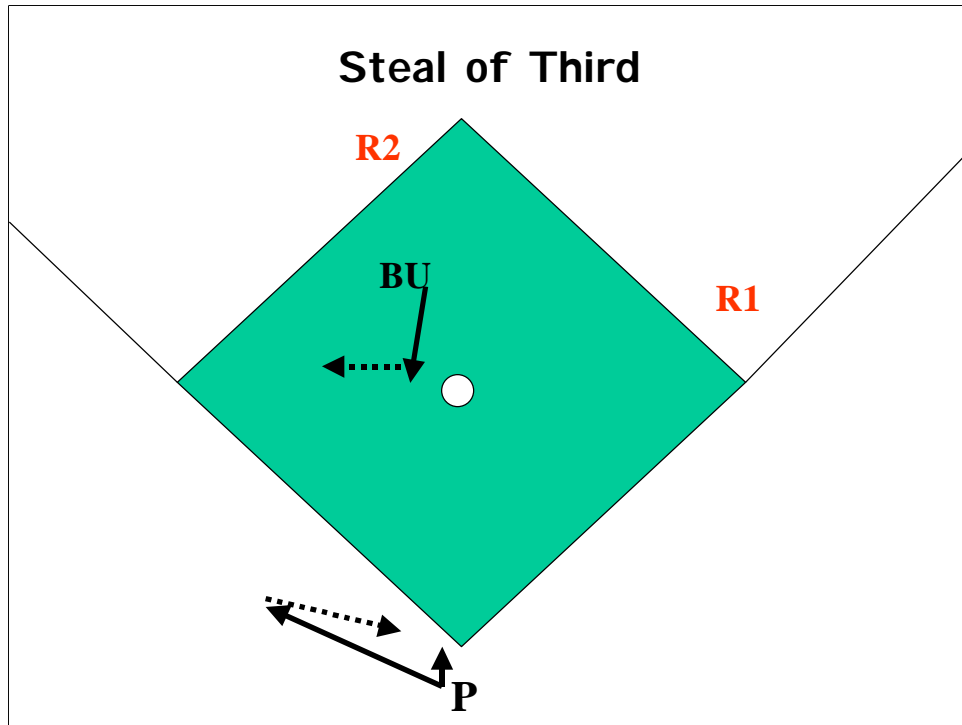


PU:

Exit left – Move toward 3rd. Your responsibilities are:

1. With a runner on 3rd, you have the tag at third and any play at the plate.
2. With no runner on 3rd, move to 3rd to take any play on R2 trying to advance to 3rd.

BU: Move TOWARD the mound, turn with the ball. You are responsible for the catch and all tags and touches at 1st and 2nd. Because you have so much to watch for, it is important to get close to the mound to see as much of the field as possible. Despite this, it is impossible to see everything. Your priority is the catch, then the tag at 2nd.



PU:

Exit left - head toward third. You will pick up the runner after 3rd if there is an overthrow.

BU:

This is a difficult call. **DO NOT MOVE TOWARD THIRD.** First, move toward the mound, then get an angle on the throw. Remember, **ANGLE IS PRIMARY TO DISTANCE.**

With R1,R2, be aware the throw may go to 2nd. This is unlikely, but be aware of this possibility.